

## IrelandOffline Quarterly Report Q2 2011

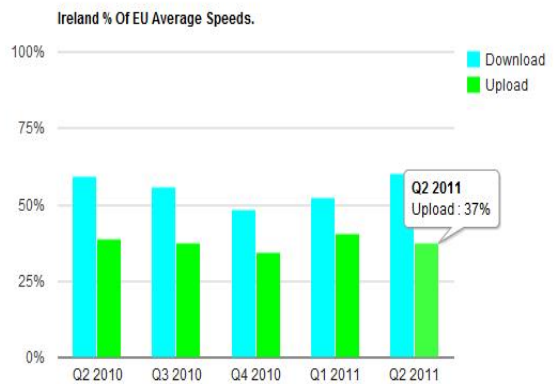
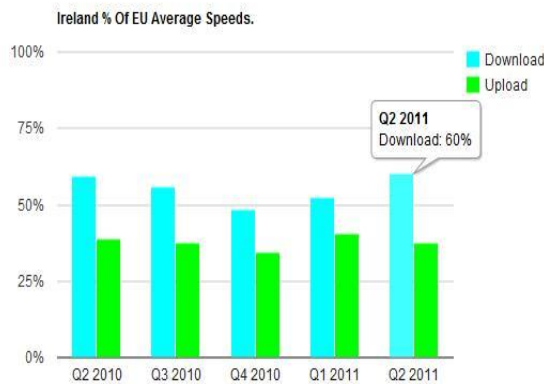
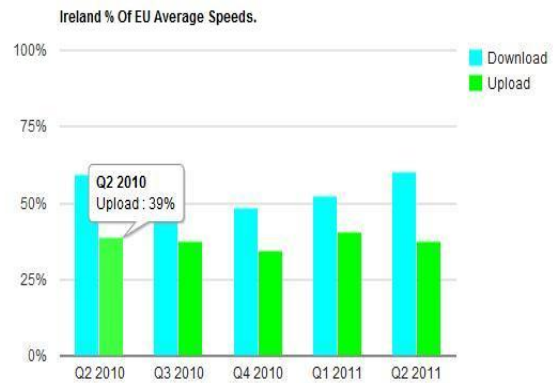
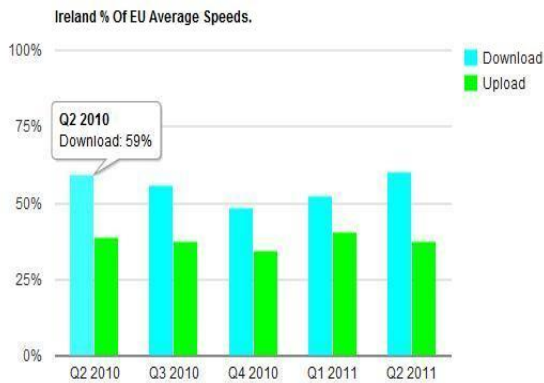
The latest Irelandoffline Quarterly report, based as always on [Ookla Netindex](#) Data shows Broadband Speeds in Ireland are improving ...*but so is everybody else*. This leaves us rangebound as our competitors improve their performance at much the same rate as we do.

In Q2 2011 Ireland's Position is as follows.

***Ireland is 79th in the World for Upload Speeds and 24th out of 27 in the EU (79th in Q1 2011)***  
***Ireland is 49th in the World for Download Speeds and 23rd out of 27 in the EU (55th in Q1 2011)***  
***Ireland is 38th in the World for Quality and 18th out of \*25\* in the EU (52nd in Q1 2011)***  
***Ireland is 52nd in the World for 'Promise' and 23rd out of 27 in the EU ( new metric)***

Meanwhile in the real world **LIBYA** went past us in this quarter to 76th position in the world for upload speeds ...and that with a war on...but we went past Greece for download speeds. **Zimbabwe** and **Oman** also passed Ireland out for upload speeds as did the **Philippines**.

The large speed increases implemented this quarter by both eircom and UPC have only restored our *relative* position in the EU back to where it was in May 2010.

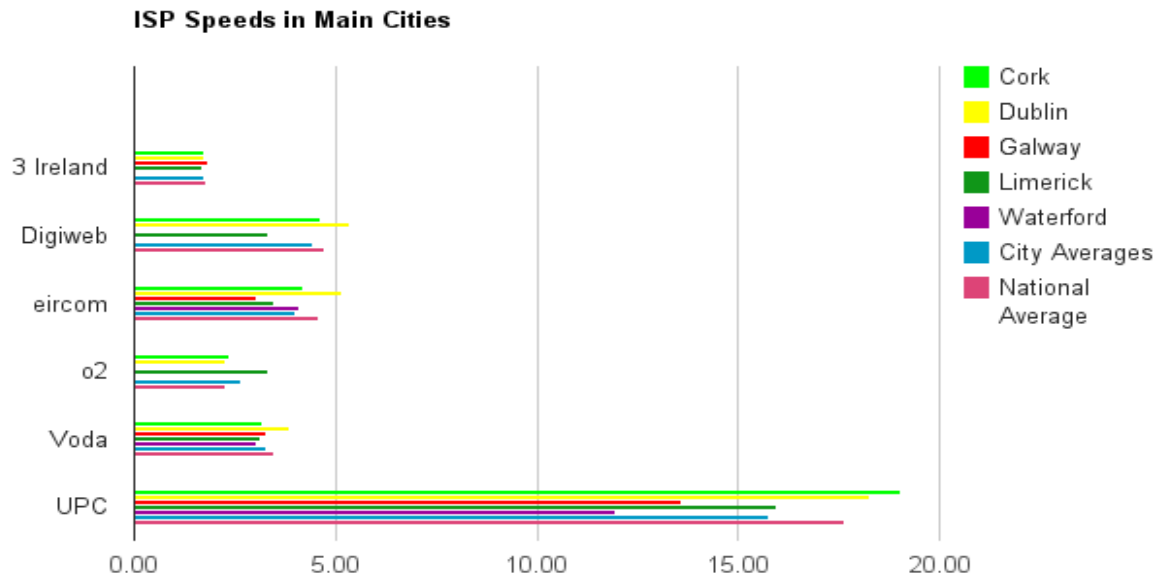


The gap between UPC and eircom continues to grow. The average UPC customer enjoyed 3x the speed of the average eircom customer in Q4 2010 and is now nearer 4x. This constant improvement in cable broadband speeds keeps Ireland static in the international tables instead of falling,

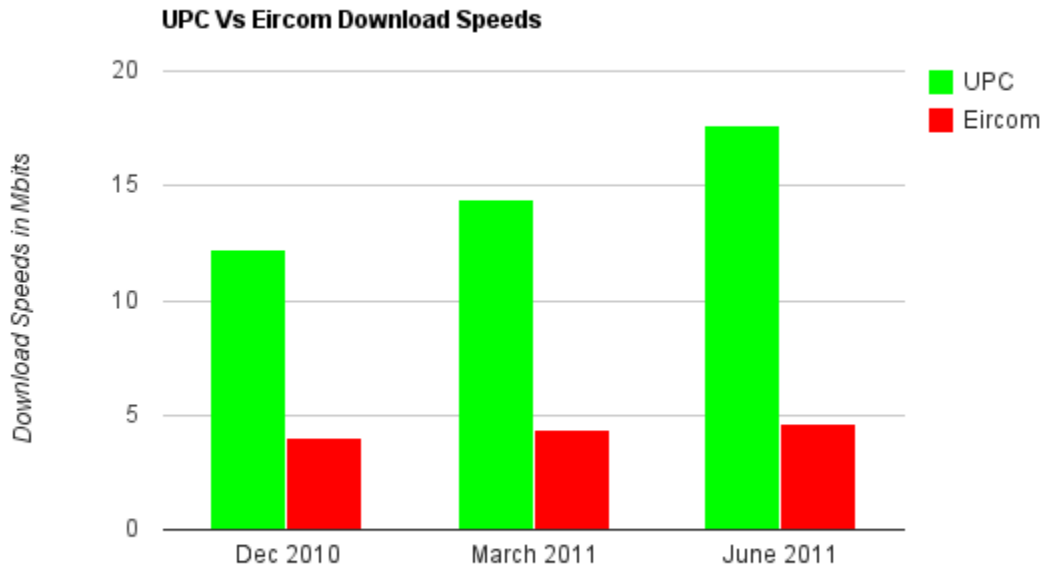
Of course this cable technology is only available in cities and towns. A further and notable anomaly is that recently cabled towns, midsized towns in the Irish context, are enjoying significantly faster speeds than our cities nowadays.

The fastest speeds in Ireland are in Dungarvan County Waterford where the local cable ISP, Casey Cablevision, now deliver average speeds of 21.26mbits. In second place nationally is Athlone Co. Westmeath on 13.08mbits.

The 10 Fastest Towns average 11.24Mbps in Q2 2011 up from 10.5mbits in Q1. **None of the 5 biggest cities** are among the 10 Fastest Towns in Ireland. **Dublin in 12th place is the top City.**

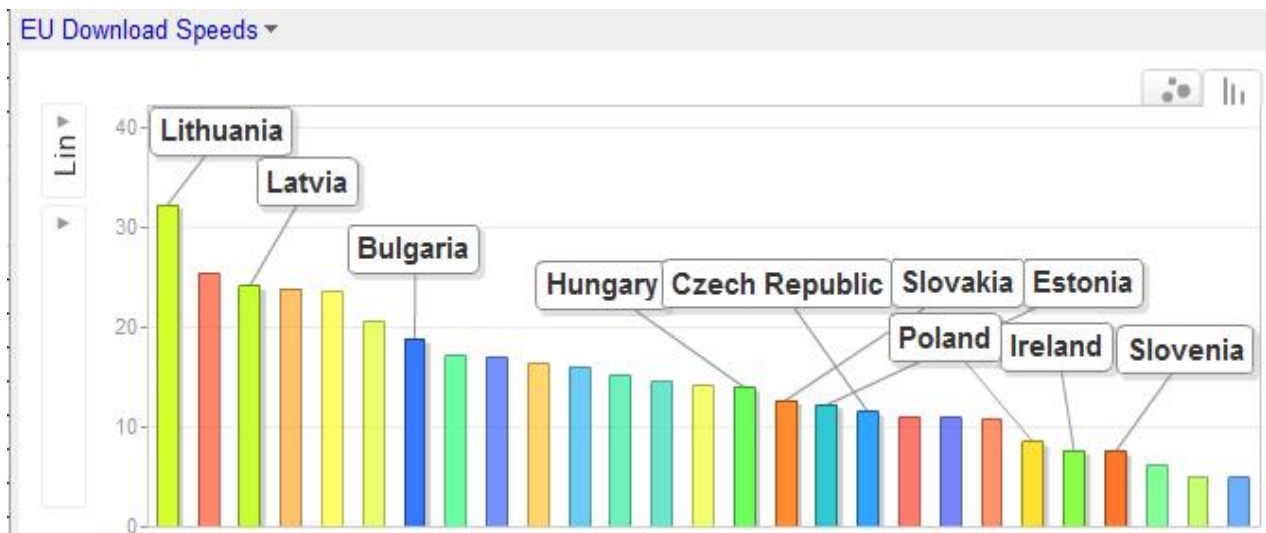


Average UPC Speeds in Cork are over 4 times higher than average eircom speeds. This gap has developed significantly over the course of 2011 and the Average UPC connection nationally is now 3.8 times faster than the average eircom connection.



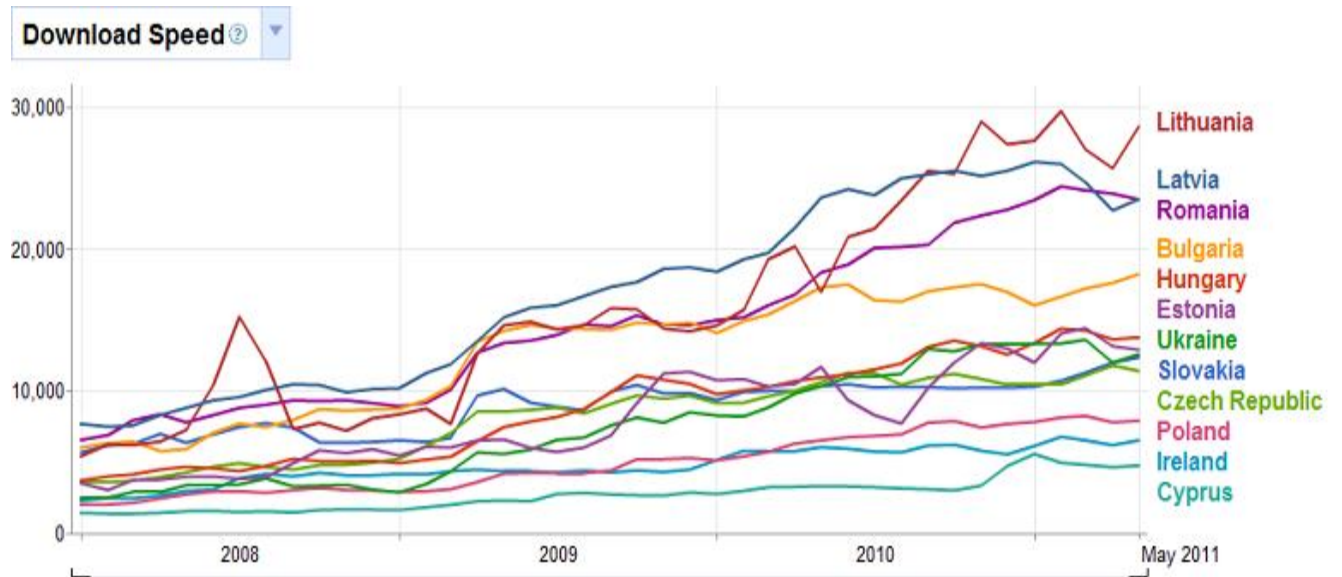
The EU Performance comparator is stark. We are constantly outperformed by the New Accession states and we typically only outperform Greece, Italy and Cyprus on a consistent basis.

#### Download Speeds EU

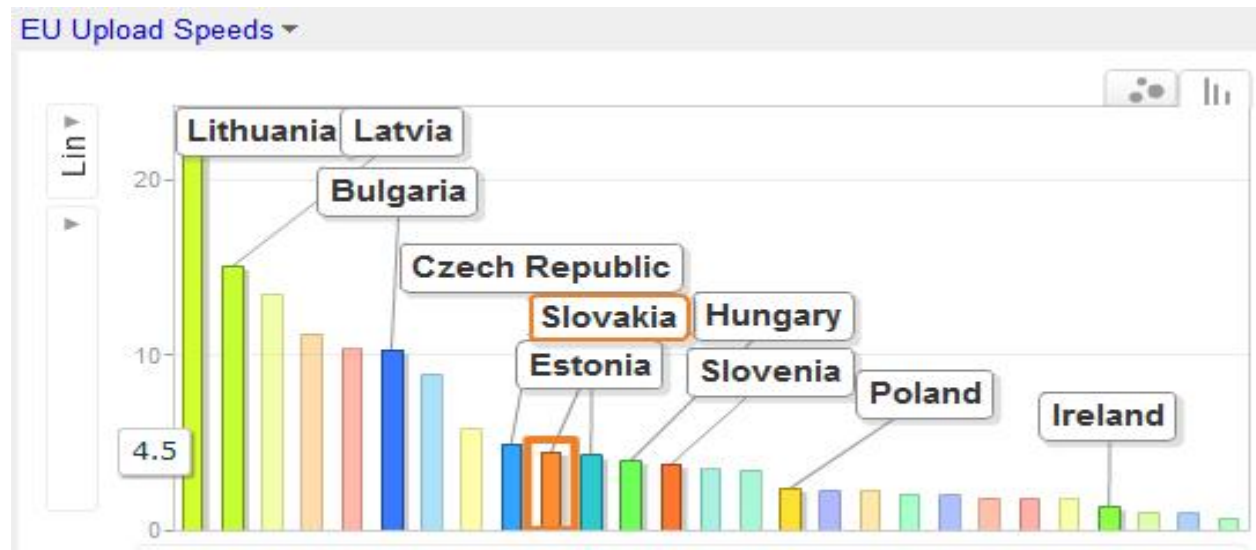


This gap has been developing for a number of years. Our Regulators and Department of

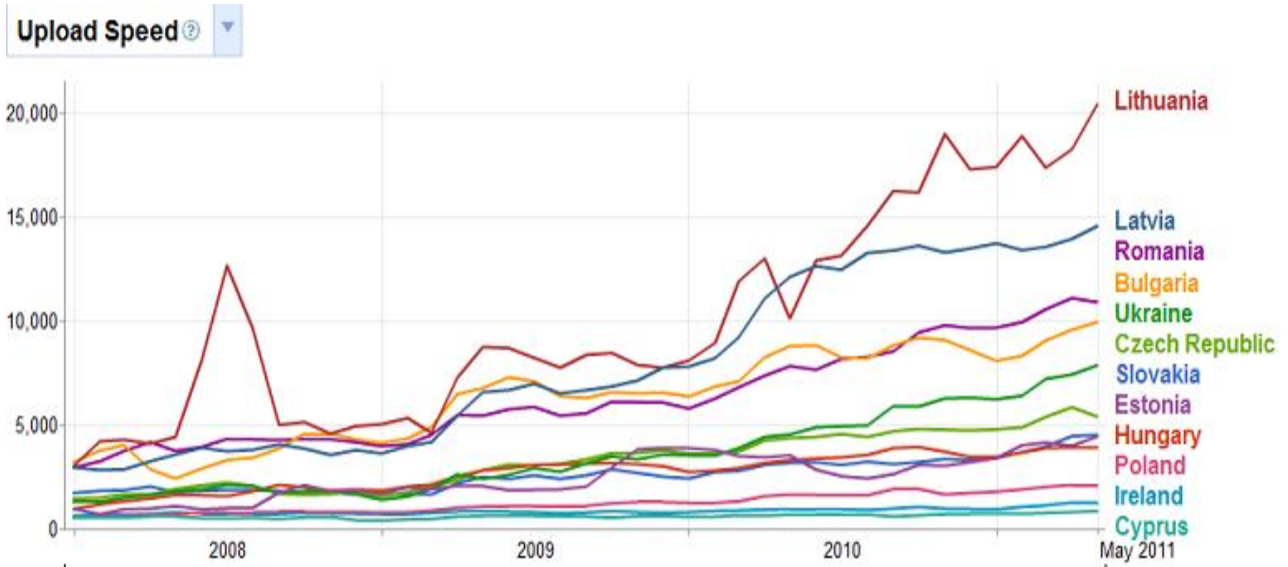
Communications chose not to look .....and chose to rely on Satellite and Mobile Broadband, unlike our eastern European competitors do.



Upload Speeds EU

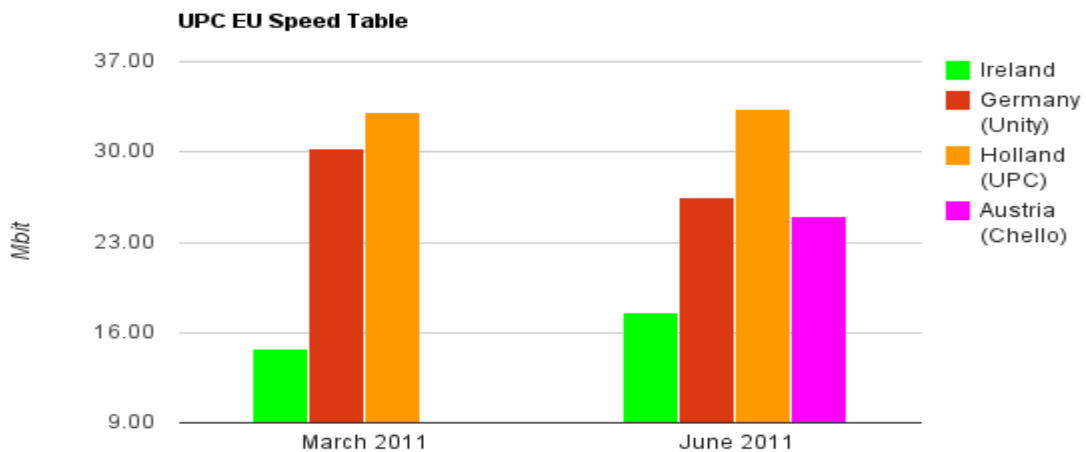


The Upload Speed Gap continues to grow.



Mobile Broadband is no panacea. Mobile only operators O2 and Three have average download speeds of 2.26mbits and 1.76mbits respectively in Q2 2011 which is about average internationally for 3g technology. O2 have improved a lot in the last year.

UPC, while fast by Irish standards are not making a huge effort compared to their other EU operations. Here is what the typical EU UPC customers



get  
s  
Notes:

Click on an INDIVIDUAL country inside a listing for City and ISP Statistics.

Click [HERE](#) To get a Visualisation ( press play button to see the last 3 years)

Download Index <http://www.netindex.com/download/>

World (All Countries) <http://www.netindex.com/download/allcountries/>

EU <http://www.netindex.com/download/1.7/EU/>

Town and City Speeds <http://www.netindex.com/download/2,49/Ireland/>

Upload Index <http://www.netindex.com/upload/allcountries/>

Quality Index <http://www.netindex.com/quality/allcountries/>

Promise Index <http://www.netindex.com/promise/allcountries/>